



Midmark HUMANFORM™ Procedures Table

630



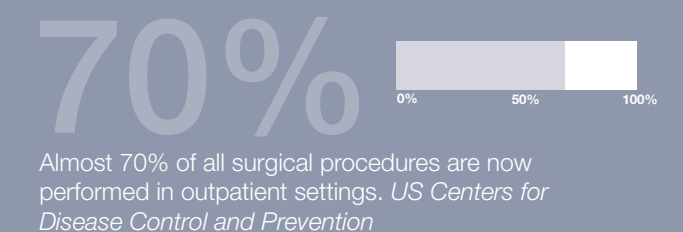
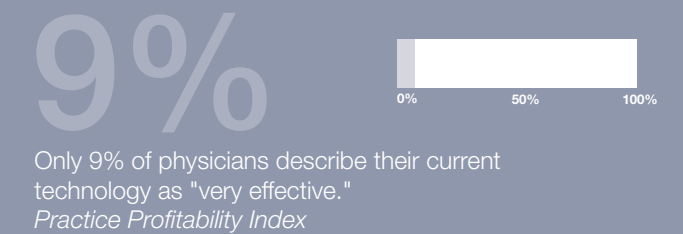
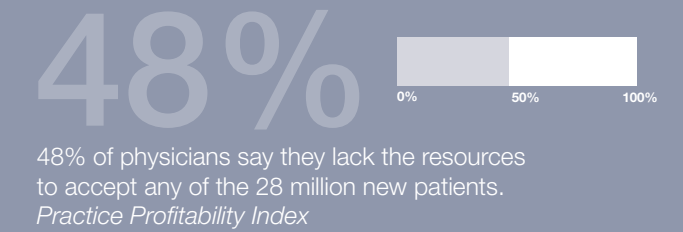
Healthcare is changing. Are you changing with it?

It's no secret – the face of healthcare is changing at an unprecedented rate. More patients, fewer providers and healthcare trending patients away from hospitals and into ambulatory care settings. Having the most efficient workflow and the right equipment is more important now than it has ever been. That's where we come in. The Midmark 630 HUMANFORM™ Procedures Table provides efficient, precise positioning designed by the people who use them.

The doctor will see you now.

By 2020, it is anticipated there will be a shortage of 90,000 physicians across all specialties.
Association of American Medical Colleges

90,000



Natural, human-like movement that every body will appreciate

The Midmark 630 HUMANFORM™ procedures table is the next generation of procedures tables designed by the people who use them, not the technology behind them. The first of its kind, the Midmark 630 HUMANFORM™ procedures table is the new benchmark in patient and provider-centered performance. Designed to move with the human body, this table enhances patient comfort while allowing physicians to remain in a proper working position throughout procedures.



Bringing patient and provider together comfortably and safely

Motion Profiling™ moves the table with the patient during positioning to maintain head and back support. This exclusive feature eliminates the need for patients to shift their position as the table back section raises or lowers.

Active Sensing Technology (AST) enhances patient and provider protection by helping to avoid harmful impact during movement, such as objects being caught under the seat and footrest.

Premium Comfort System utilizes unique contoured upholstery and an adjustable footrest to cradle the patient for a soothing, chair-like feel.

Barrier-Free® Design addresses the needs of a changing patient demographic with a best-in-class, 18-inch low seat height and 650-pound weight capacity.



Foot Extension

Extend the table foot rest with the simple touch of a button to accommodate taller patients.



Proper Height

Work at elbow height with hands straight and in-line with forearms.



Straight Back

Back should be kept straight when seated or standing.



Relaxed Arms

Shoulders and arms should be relaxed with elbows close to the body.



Premium Comfort System

Advanced elastomeric material stretched over a seat cutout provides a "chair-like" feel for enhanced comfort. (Patented)



Precise Medical Positioning for any procedure

When performing in-office procedures, physicians need a table that can achieve proper medical positioning to ensure ready access to the patient and a clear view of the surgical site. The Midmark 630 HUMANFORM™ procedure tables gives physicians the flexibility to position patients where they need them for a wide range of procedures.



Lithotomy

Position patients for surgical procedures and exams common in urology, obstetrics and gynecology.



Trendelenburg

Widely used as a first-line treatment of acute hypotension and/or shock.



Elevated Flat

Improve access and visibility to the patient's head, neck and torso.



Barrier-Free® Entry

Low height of 18 inches allows for easy patient access.

Patient positioning that makes sense for *any* body


No matter the type of procedure, proper positioning is necessary for unobstructed access to the patient and a clear view of the surgical site. Like the human body, the Midmark 630 has virtually endless movement capabilities. Power height, back, foot and tilt gives healthcare providers the freedom to effortlessly move patients into the most effective positions.



Support where you need it most

Adjustable headrest design

Easily adjust the headrest height or tilt angle ensuring safer, more comfortable positioning - for the provider and patient - and exceptional access to the head and neck area.



Articulating Headrest

Tilt the patient's head or adjust for different procedures, improving access and patient comfort.



Tool-free Adjustment

Simply loosen the knob, then rotate the headrest up or down.



Programmability = positioning made easy

Choose optional programmability and One-Touch patient positioning to save valuable time. With the press of a button, all sections of the table move simultaneously. Store up to four favorite positions to save even more time.

Intelligent features make time with patients more efficient

As the number of procedures performed in non-acute care settings and the number of patients continue to grow, physicians are going to be expected to do more, for more people, with fewer resources. That's why it's good to have a Midmark 630 HUMANFORM™ procedures table by your side. Focused on efficient outcomes, the 630 remembers up to four of your favorite positions. With the touch of a button, patients can be quickly and precisely positioned where you need them. And, with optional chair rotation, providers can spend their time with the patient, not moving heavy equipment.



Standard Controls

Stay in complete control with standard hand and foot controls.



Bring devices to the point of care.

Optional rotation

Outfitting your table with optional rotation allows providers to bring the patient and necessary devices to the point of care. No more dragging heavy devices to and from the table or straining to increase accessibility to the patient.



Accessories when you want to add versatility

Customize the procedures table, improving function and saving valuable time. A variety of patient support accessories like adjustable headrests, arm systems and articulating knee crutches provide increased flexibility and more precise positioning.



Precise positioning and improved comfort means supporting patients where they need it most.



Swivel Chair Arms
Available to fit 28" and 32" upholstery widths



Seat Rails
Surgical Size 1 1/8"



Back/Base Accessory Rails
Surgical Size 1 1/8" and Standard Size 1"



Gynecology Debris Tray
Larger Optional Debris Tray
13" W x 12" L x 2 1/2" D



Magnetic Headrest
Dimensions: 8" H x 10" W



Flat Headrest
Dimensions: 8" H x 9" W



Round-Shaped Headrest
Dimensions: 8" H x 9" W



Rectangular Headrest
Dimensions: 12" H x 18" W



Hand Surgery Armboard
Dimensions: 8 1/2" W x 26" L



Articulating Armboard
Dimensions: 7" W x 24" L



Fixed Armboard
Dimensions: 7" W x 24" L



Locking Casters
3 1/2" added height



U-Shaped Headrest
Dimensions: 8" H x 11" W



Double Arm Instrument Tray



Single Arm Instrument Tray



IV Pole



Vision Block Screen



Anesthesia Screen



Security Straps



Security Side Panels



Articulating Knee Crutches



Standard, Non-Articulating Knee Crutches



Ritter 253 LED Exam Light
Available in table mount and mobile options.

Specifications

Patient Weight Capacity:
650 lb (295 kg)

Height:
Minimum 18" (45.7 cm)
Maximum 40" (101.6 cm)

Seat Tilt Angle Range:
0° to 30°

Back Support Angle Range:
0° to 80°

Foot Support Angle Range:
0° to 90°

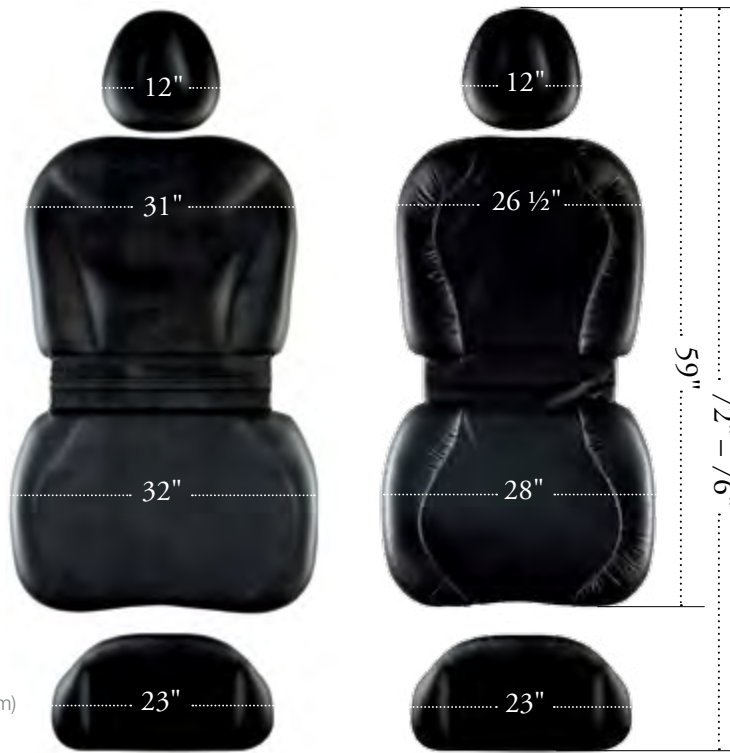
28" Upholstery Width Dimensions:
Headrest: 12" (30.5 cm)
Back support: 26.5" (67.3 cm)
Seat: 28" (71.1 cm)
Foot support: 23" (58.4 cm)

32" Upholstery Width Dimensions:
Headrest: 12" (30.5 cm)
Back support: 31" (78.7 cm)
Seat: 32" (81.3 cm)
Foot support: 23" (58.4 cm)

Patient Support Surface Length:
Flat position: 72" – 76" (182.9 – 193 cm)

Paper Roll Holder:
Holds 18" x 3.5" paper roll
(45.7 x 8.9 cm)

Stirrups are standard



Upholstery

Available in 28" and 32" widths to accommodate all patients.
Oval headrest comes standard with all upholstery options

Electrical Ratings

115/230 VAC, 12/6A, 50/60 Hz
(for standard models w/receptacle)

115/230 VAC, 9/4.5, 50/60 Hz
(for rotation models)

Electrical Outlet Rating:
115 VAC, 3 Amps

Safety Standards

ANSI/AAMI ES60601-1:2005+A2
(R2012)+A1

CAN/CSA-C22.2 NO. 60601-1-6:2010
IEC 60601-1-6:2010

CE Marked Tables Available

Options

Premium Upholstery Top:
Seamless design

Ultra-Premium Upholstery Top:
Stitched, plush design

Programmability: Four
customizable positions

Wireless Controls:

Hand and foot

Electrical Outlets: Duplex,
hospital grade (on each side)¹

Rotation: Allows table to rotate
350° and adds 3.5" to the
minimum and maximum seat
height specifications

Accessories

Ritter 253 LED Exam Light

Back and base accessory rails -
Surgical Size 1 1/8"
and Standard Size 1"

Seat rails -
Surgical Size 1 1/8"

Adjustable arm system -
Includes left and right arms

Articulating armboard

Hand surgery armboard

Fixed armboard

Knee crutches -
articulating and
non-articulating

Gynecology Debris Tray

Security straps

Security side panels

Instrument tray -
single or double arm

IV pole

Vision block/Anesthesia screen

Tamper resistant receptacles¹

Casters¹

3' power cord

Additional hand and foot controls

U-shaped headrest

Flat headrest

Magnetic headrest

Rectangular headrest

Round headrest

¹ - Not available on rotation
models

Premium Solid Upholstery Colors

Blueberry-235

Cashmere Blue-239

Silver Sage-236

Terra Cotta-240

Fossil Grey-238

Tea Green-237

Black-312

Premium Pattern Upholstery Colors

Belagio-247

Capri-251

Siena-248

Treviso-252

Firenze-250

Tuscany-249

Ultra-Premium Solid Upholstery Colors

Ultra-Pacific Blue-241

Ultra-Sky-245

Ultra-Spruce-242

Ultra-Canyon-246

Ultra-Arctic-244

Ultra-Olivine-243

Ultra-Raven Wing-228

CARB 93120.2 Phase 2 Compliant

Midmark is an ISO 13485 and ISO 9001 Certified Company
For more information or a demonstration, contact your Midmark
dealer or call: 1-800-MIDMARK Fax: 1-800-365-8631
Outside the U.S.A. call: 1-937-526-3662 Fax: 1-937-526-8392
or visit our website at midmark.com

© 2004 Midmark Corporation
60 Vista Drive P.O. Box 286 Versailles, Ohio 45380-0286
Products subject to improvement changes without notice
Litho in U.S.A. 007-0399-00 Rev. G1 (12/13)



Because we care.